

RESOLUTION 2010-11

SUBJECT: Approval of FY2011-14 Transportation Improvement Program (TIP) Amendment #2

WHEREAS, the Hidalgo County Metropolitan Planning Organization, is the designated agency for the Transportation Planning in the Transportation Management Area; and

WHEREAS, the MPO is required to have a systematic way to gather citizen input on transportation issues; and

WHEREAS, the MPO is required to have a financially constrained 4 year project listing (TIP); and

WHEREAS, these procedures have been duly discussed and gone through the required public comment period; and


NOW THEREFORE, BE IT RESOLVED, that the Hidalgo County Metropolitan Planning Organization Transportation Policy Committee agreed by a majority vote to approve the FY11-14 Transportation Improvement Program (TIP) Amendment #2 which entails:

1. Remove project # HC-231c (CSJ# 0921-02-255) – Pharr International Bridge – At Pharr/Reynosa International Bridge – Improvements (Cold Storage) at Pharr/Reynosa Int'l Bridge from the FY 2011- 2014 TIP.
2. The HCRMA is adding project # RMA-2 - International Bridge Trade Corridor – Construct New Location – Controlled Access Toll Facility from US 83 Expressway (0.5 miles east of FM 1423) to US 281 @ San Juan Road, FM 493 approx 1.5 miles north of US 281.


December 16, 2010



Mario Jorge
District Engineer
TxDOT – Pharr District



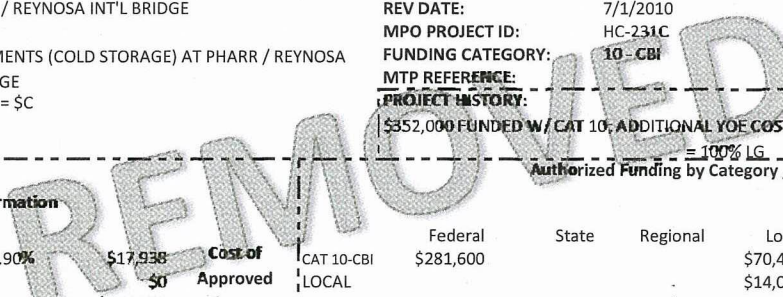
Mayor Pro-Tem Noe Garza, City of Edinburg
Chairman of the Hidalgo
County MPO Policy Committee



Andrew A. Canon
Transportation Director
Hidalgo County MPO

Hidalgo County MPO
FY 2011-2014 Transportation Improvement Program
Pharr District Projects
FY 2011

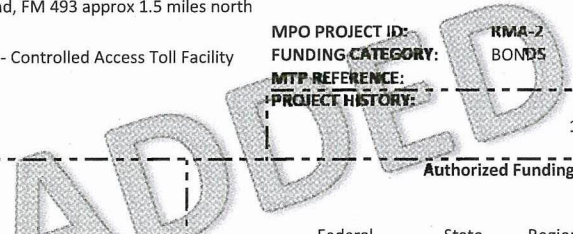
DISTRICT	COUNTY	CSJ	HWY	LET DATE	PHASE	CITY	PROJECT SPONSOR	YOE COST
PHARR	HIDALGO	0921-02-173	BSIF PHARR / REYNOSA	JAN. 2011	C	PHARR	TXDOT	\$29,609,155
LIMITS FROM:		US CUSTOMS PORT OF ENTRY				REV DATE:		7/1/2010
LIMITS TO:		US 281				MPO PROJECT ID:		HC-228
TIP DESCRIPTION:		CONSTRUCTION OF BORDER SAFETY INSPECTION FACILITY (BSIF)				FUNDING CATEGORY:		10 - EARMARK
REMARKS:		CAP / YOE = \$C + \$CE + \$ CONTINGENCIES				MTP REFERENCE:		
						PROJECT HISTORY:		ROW = 100% STATE FUNDS; PE ALREADY OBLIGATED
Total Project Cost Information				Authorized Funding by Category / Share:				
							Local Contribution	Total Funding By Category
Preliminary Engineering:	4.90%	\$1,278,281	Cost of Approved	10-EARMARK	Federal \$23,687,324	State \$5,921,831		\$29,609,155
Right Of Way:		\$5,250,000	Phases:					
Construction:		\$26,087,361	\$29,609,155					
Construction Engineering:	4.50%	\$1,173,931						
Contingencies:	9.00%	\$2,347,862						
Indirects:	6.47%	\$1,687,852						
Bond Financing:		\$0						
Total Project Cost (YOE):		\$37,825,288	TOTALS		\$23,687,324	\$5,921,831	\$0	\$0
PHARR	HIDALGO	0921-02-906	PHARR INT'L BRIDGE	AUG. 2011	C	PHARR	PHARR INT'L BRIDGE	\$1,075,360
LIMITS FROM:		AT PHARR / REYNOSA INT'L BRIDGE				REV DATE:		7/1/2010
LIMITS TO:						MPO PROJECT ID:		HC-231B
TIP DESCRIPTION:		IMPROVEMENTS (ITS) AT PHARR / REYNOSA INT'L BRIDGE				FUNDING CATEGORY:		10 - CBI, LOCAL
REMARKS:		YOE / CAP = \$C				MTP REFERENCE:		
						PROJECT HISTORY:		\$1,034,000 FUNDED W/ CAT 10; ADDITIONAL YOE COSTS 100% LOCAL; LOCAL LET; PE / ROW = 100% LG
Total Project Cost Information				Authorized Funding by Category / Share:				
							Local Contribution	Total Funding By Category
Preliminary Engineering:	4.90%	\$52,693	Cost of Approved	CAT 10-CBI	Federal \$827,200	State		\$1,034,000
Right Of Way:		\$0	Phases:	LOCAL				\$41,360
Construction:		\$1,075,360	\$1,075,360					
Construction Engineering:	7.50%	\$80,652						
Contingencies:	7.00%	\$75,275						
Indirects:	6.47%	\$69,576						
Bond Financing:		\$0						
Total Project Cost (YOE):		\$1,353,556	TOTALS		\$827,200	\$0	\$0	\$248,160
PHARR	HIDALGO	0921-02-255	PHARR INT'L BRIDGE	AUG. 2011	C	PHARR	PHARR INT'L BRIDGE	\$366,080
LIMITS FROM:		AT PHARR / REYNOSA INT'L BRIDGE				REV DATE:		7/1/2010
LIMITS TO:						MPO PROJECT ID:		HC-231C
TIP DESCRIPTION:		IMPROVEMENTS (COLD STORAGE) AT PHARR / REYNOSA INT'L BRIDGE				FUNDING CATEGORY:		10 - CBI
REMARKS:		YOE / CAP = \$C				MTP REFERENCE:		
						PROJECT HISTORY:		\$352,000 FUNDED W/ CAT 10; ADDITIONAL YOE COSTS 100% LOCAL; LOCAL LET; PE / ROW = 100% LG
Total Project Cost Information				Authorized Funding by Category / Share:				
							Local Contribution	Total Funding By Category
Preliminary Engineering:	4.90%	\$17,938	Cost of Approved	CAT 10-CBI	Federal \$281,600	State		\$352,000
Right Of Way:		\$0	Phases:	LOCAL				\$14,080
Construction:		\$366,080	\$366,080					
Construction Engineering:	7.50%	\$27,456						
Contingencies:	7.00%	\$25,626						
Indirects:	6.47%	\$23,685						
Bond Financing:		\$0						
Total Project Cost (YOE):		\$460,785	TOTALS		\$281,600	\$0	\$0	\$84,480



CAP = COST OF APPROVED PHASES :: R = RIGHT-OF-WAY :: C = CONSTRUCTION :: LG = LOCAL GOVERNMENT
CE = CONSTRUCTION ENGINEERING :: PE = PRELIMINARY ENGINEERING

Hidalgo County MPO
FY 2011-2014 Transportation Improvement Program
Pharr District Projects
FY 2012

DISTRICT	COUNTY	CSJ	HWY	LET DATE	PHASE	CITY	PROJECT SPONSOR	YOE COST		
PHARR	HIDALGO	0921-02-204	HIDALGO INT'L BRIDGE	AUG. 2012	C	HIDALGO COUNTY	HIDALGO COUNTY	\$1,081,600		
LIMITS FROM:		AT HIDALGO INT'L BRIDGE				REV DATE:		7/1/2010		
LIMITS TO:						MPO PROJECT ID:		HC-208		
TIP DESCRIPTION:		IMPROVEMENTS AT HIDALGO INT'L BRIDGE (PLACEHOLDER)				FUNDING CATEGORY:		10 - CBI, LOCAL		
REMARKS:		SCOPE NOT DEFINED PENDING INPUT FROM CITY OF HIDALGO (YOE / CAP = \$C)				MTP REFERENCE:				
						PROJECT HISTORY:		PE = 100% LG; LOCAL LET / \$1,000,000 FUNDED W/ CAT 10; ADDITIONAL YOE COSTS 100%		
Total Project Cost Information				Authorized Funding by Category / Share:						
Preliminary Engineering:	4.90%	\$52,998	Cost of Approved Phases:	CAT 10	Federal	State	Regional	Local Contribution	Total Funding By Category	
Right Of Way:		\$0		LOCAL	\$800,000			\$200,000	\$1,000,000	
Construction:		\$1,081,600							\$81,600	
Construction Engineering:	7.50%	\$81,120	\$1,081,600							
Contingencies:	7.00%	\$75,712								
Indirects:	6.47%	\$69,980								
Bond Financing:		\$0								
Total Project Cost (YOE):		\$1,361,410		TOTALS	\$800,000	\$0	\$0	\$200,000	\$81,600	\$1,081,600
PHARR	HIDALGO		VARIOUS	SEPT. 2011	C	VARIOUS	VARIOUS	\$500,000		
LIMITS FROM:		VARIOUS				REV DATE:		7/1/2010		
LIMITS TO:		VARIOUS				MPO PROJECT ID:		HC-273		
TIP DESCRIPTION:		OPERATIONAL IMPROVEMENTS (PLACEHOLDER)				FUNDING CATEGORY:		7		
REMARKS:		PROJECTS WILL VARY AND WILL BE BASED ON AN APPROVED SELECTION CRITERIA (YOE = \$C)				MTP REFERENCE:				
						PROJECT HISTORY:		PE / ROW = 100% LG		
Total Project Cost Information				Authorized Funding by Category / Share:						
Preliminary Engineering:	4.90%	\$24,500	Cost of Approved Phases:	CAT 7	Federal	State	Regional	Local Contribution	Total Funding By Category	
Right Of Way:		\$0			\$400,000			\$100,000	\$500,000	
Construction:		\$500,000								
Construction Engineering:	7.50%	\$37,500	\$500,000							
Contingencies:	7.00%	\$35,000								
Indirects:	6.47%	\$32,350								
Bond Financing:		\$0								
Total Project Cost (YOE):		\$629,350		TOTALS	\$400,000	\$0	\$0	\$100,000	\$0	\$500,000
PHARR	HIDALGO		International Bridge Trade Corridor	July 2012	C/CE/PE	HCRMA	HCRMA	\$120,000,000		
LIMITS FROM:		US 83 Expressway (0.5 miles east of Farm-to-Market Road [FM] 1423)				REV DATE:		2/1/2011		
LIMITS TO:		U.S. 281 @ San Juan Road, FM 493 approx 1.5 miles north of US 281				MPO PROJECT ID:		RMA-2		
TIP DESCRIPTION:		Construct New Location - Controlled Access Toll Facility				FUNDING CATEGORY:		BONDS		
REMARKS:						MTP REFERENCE:				
						PROJECT HISTORY:		100% BONDS		
Total Project Cost Information				Authorized Funding by Category / Share:						
Preliminary Engineering:	7.00%	\$8,400,000	Cost of Approved Phases:	OTHER	Federal	State	Regional	Local Contribution	Total Funding By Category	
Right Of Way:		\$14,400,000						\$120,000,000	\$120,000,000	
Construction:		\$120,000,000								
Construction Engineering:	6.16%	\$7,400,000	\$120,000,000							
Contingencies:	6.50%	\$7,800,000								
Indirects:	6.16%	\$7,400,000								
Bond Financing:		\$0								
Total Project Cost (YOE):		\$165,400,000		TOTALS	\$0	\$0	\$0	\$0	\$120,000,000	\$120,000,000



CAP = COST OF APPROVED PHASES :: R = RIGHT-OF-WAY :: C = CONSTRUCTION :: LG = LOCAL GOVERNMENT
CE = CONSTRUCTION ENGINEERING :: PE = PRELIMINARY ENGINEERING